



## What is Yellowdig?

Yellowdig is a social media platform for online discussions designed for higher education.

## Why would I want to use it?

Yellowdig is best for low-stakes discussions to meet participation requirements or as a general space for students to share links, resources, and questions. It is especially useful for high-enrollment courses because it has automatic grading that integrates with Canvas. Compared to Canvas discussions, most students find Yellowdig engaging and easy to use because of its similarity to other modern social media platforms.

## Automatic Grading? How does that work?

The instructor determines the Yellowdig grading settings for the course, based on the earning windows and participation expectations. Instructors can use Yellowdig's recommended settings or use custom choices for word count, comments to other students, and receiving upvotes & instructor badges. Points autosync to the Grade Center approximately every hour, which means less work for you!

**Participation Settings**

Home / My Communities

It's recommended to keep participation points on. Points help encourage meaningful interaction and active engagement in your community.

Enable Participation Points

---

Points System ⓘ Weekly Points (Recommended) ▾

---

Points Earning Window ⓘ

View Periods (13)

First Day to Earn Points: 09/03/2021 (Fri - 12am)

Last Day to Earn Points: 12/02/2021 (Thu - 11:59pm)

---




My Participation Expectation ⓘ Standard (Recommended) [Edit](#)

View Points Summary

---

Pass Grades to Your Gradebook ⓘ

---

Accolades    [Edit](#)

## What if a student posts something irrelevant?

The instructor or teaching assistant can easily revoke points on “pins” and “comments”. One common challenge of replacing Canvas discussions with Yellowdig is implementing personalized feedback on student posts. Because all posts in Yellowdig automatically accumulate towards a point goal, providing feedback and allotting less than full credit to a low quality post is more difficult, which is why Yellowdig is recommended for general questions, resource sharing, and low-stakes assignments.

## How do I get Yellowdig in my course?

Contact your Instructional Designer to ensure the tool is in your online course. The university has purchased an enterprise license. If you would like to use the tool for a ground or I-course, contact your department lead to see if it has been installed in the department's Canvas subaccount.

Students see a dashboard that increases motivation to complete discussions.

The screenshot shows the Yellowdig student dashboard. At the top is a blue 'CREATE' button. Below it is a search bar with a magnifying glass icon and the word 'Search'. Under the search bar are 'Filter' and 'Sort' options. A 'Points Earned' section shows '0' points, a 'My Period Max' of '1400', and a 'Total Goal: 7000' progress bar. Below this are links for 'How to earn points', 'My participation', and 'My grade'. The 'Topics' section lists three categories: 'MODULE 2: GREECE' (21 Posts last 7 days), 'MODULE 3: ROME' (1 Post last 7 days), and 'COMMUNITY INFO' (1 Post last 7 days). The 'Hashtags' section shows a message: 'There are currently no hashtags in use in this community.'

Posts called Pins can be easily searched and filtered.

Topics and Hashtags are used to organize discussions.