

St. Teresa Learning Center WiFi Access:



***IMPORTANT:** If your device was supplied by the school division, it is already configured to connect to the appropriate network (**Evergreen** for windows devices, or **ECS-C** for Chromebooks).


FOR ALL PERSONAL DEVICES

*Registering your personal device at one Evergreen Catholic school will not give you access at other schools. Each school that you visit will require you to perform these registration steps.

1. Connect to **STLC-WiFi Portal**
2. Enter the password: **Givenopportunity**
3. The captive portal page below should automatically open. If not, scan the QR code to the right:
4. If you are unable to scan the QR code, open a web browser and navigate to <http://c.ecsrd.ca>.
(***NOTE:** ensure you are typing *http://* and **NOT** *https://*)



Choose the applicable option:




Connect to **Wi-Fi** at
Evergreen Catholic Schools

ECS WIFI
STAFF & STUDENT PERSONAL DEVICES


ECS GUEST
REQUIRES VOUCHER FROM OFFICE

ECS GUESTREG
REQUIRES GUEST REGISTRATION


~~**ECS CHROMEBOOKS**~~
~~DIVISION CHROMEBOOKS ONLY~~




This option is for **STAFF & STUDENTS** using personal devices that are not owned by the School Division. Login to your Google account with your ECSRD credentials.



First option for **GUESTS** (NON-Staff or Students) – obtain the voucher code from the front office staff.



Second option for **GUESTS** (NON-Staff or Students) for **Self-Registration** (requires Facebook or Google account).



DO NOT USE – This is for Tech Services ONLY.