

4

3

980-1002

2

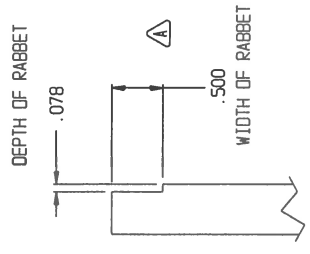
1

THERMWOOD JOB ?

15

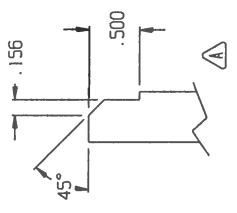
STEP 1.)

ROUTE RABBET INTO SIDE WALL AND LONGITUDINAL



STEP 2.)

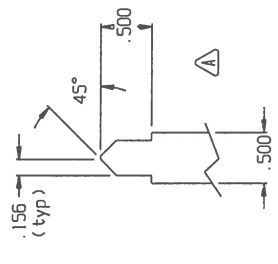
ROUTE CHAMFER INTO SIDE WALL



SIDE WALL ROUTE PROFILE

STEP 3.)

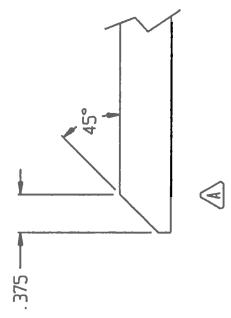
ROUTE CHAMFER INTO LONGITUDINAL



LONGITUDINAL ROUTE PROFILE (TWO SIDED PREPARATION)

STEP 4.)

ROUTE CHAMFER INTO COVER



COVER ROUTE PROFILE

ROUTE PREPARATION FOR ALL PANELS

THESE DIMENSIONS AND SPECIFICATIONS ARE THE PROPERTY OF UNITED PLASTIC FABRICATING, INC. AND SHALL NOT BE DISCLOSED IN WHOLE OR IN PART TO ANY OTHER PARTY AND THAT IT SHALL NOT BE COPIED IN ANY FORM WITHOUT THE PRIOR WRITTEN PERMISSION OF UNITED PLASTIC FABRICATING, INC. ANY REPRODUCTION OF THESE DIMENSIONS OR SPECIFICATIONS WITHOUT THE PRIOR WRITTEN PERMISSION OF UNITED PLASTIC FABRICATING, INC. IS CONSIDERED AS VIOLATION OF THE REGISTERED TRADEMARK OF UNITED PLASTIC FABRICATING.

UNLESS OTHERWISE SPECIFIED DIMENSIONS ARE IN INCHES
FRACTIONS DECIMALS
1/16 ± 0.015 0.001
DO NOT SCALE DRAWING
TREATMENT FINISH
SIMILAR TO SPEC MARK SYN

CONTRACT NO. APPROVALS DATE
DRAWN BY S. WOLANSKI 6-25-2013
CHECKED BY
SCALE 1/30

UNITED PLASTIC FABRICATING, INC.
"TEMPERATURE STABILITY TODAY"
TITLE WELDING STANDARD EXTRUSION WELDING FLUSH COVERS, EXTREME APPLICATION
DOW NO. 980-1002
SHEET 2 OF 2

PRINT DISTRIBUTION
GMS FILE

D

C

B

A

4

3

2

1

UFF18